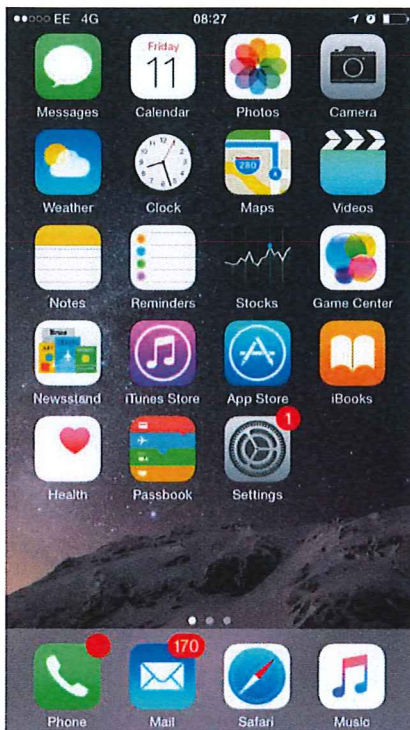
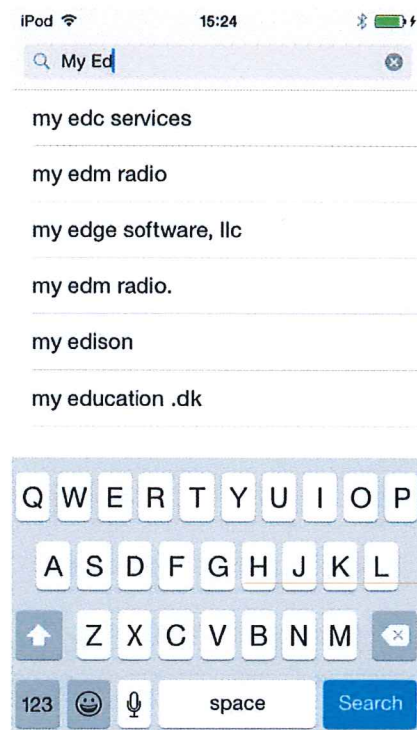


Installing The MyEd App on an Apple Device

1-Navigate to the app store on your phone.



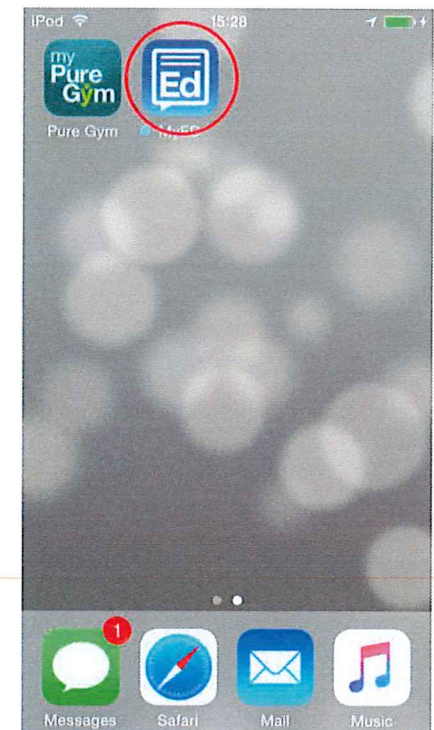
2. Search for the MyEd app using the search function within the app store.



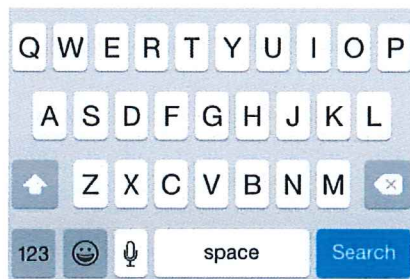
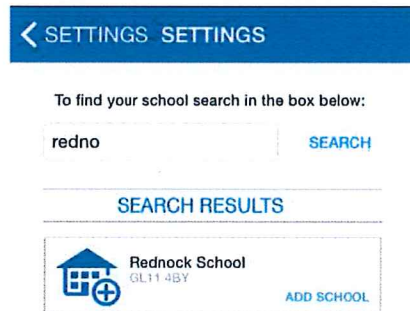
3. Once you have found MyEd, click the download button to add the app to your phone.



4. Click the new "MyEd" app on your phone's home screen.



5. Search for your school, then click on it when it appears in the list below the search box.



6. Fill in your full name, mobile number (MUST be the same as held on the school's SIMS system) and email address.



7. You will then receive a text message with a security code. Enter this code on the following screen to complete the app setup.

