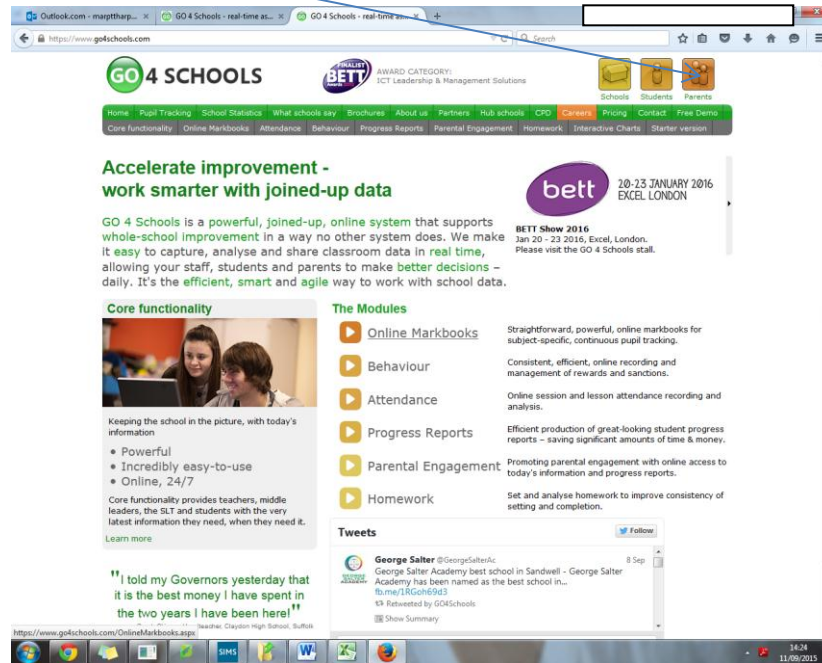
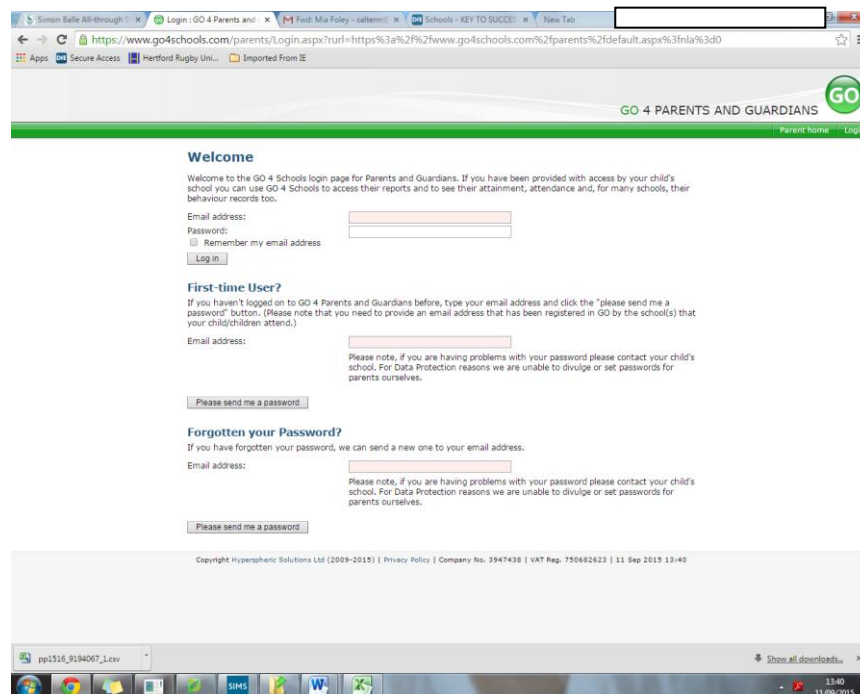


## Logging on to Go4Schools for the first time

Go4Schools can be accessed from the front page of the school website or by typing Go4Schools into a search engine. The first time you log on you will find this page. Click the Parent icon to take you to the next page

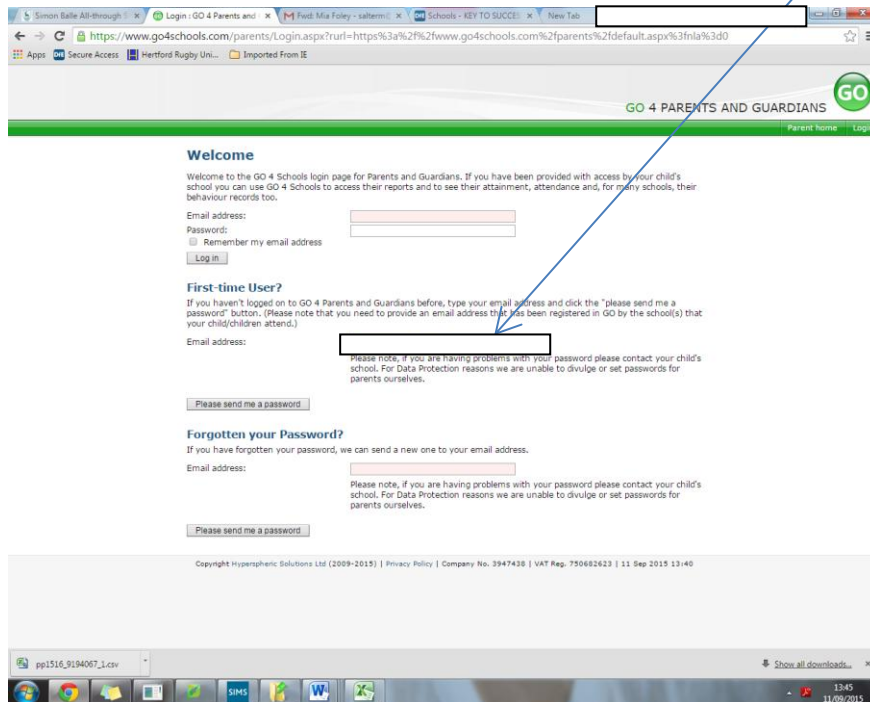


The screenshot shows the Go4Schools homepage. At the top, there is a navigation bar with the Go4Schools logo and a 'Parent' icon highlighted. Below the navigation bar, there is a main heading: "Accelerate improvement - work smarter with joined-up data". To the right of this heading is a 'bett' logo and the text "20-23 JANUARY 2016 EXCEL LONDON". Below the heading, there is a paragraph describing the system: "Go 4 Schools is a powerful, joined-up, online system that supports whole-school improvement in a way no other system does. We make it easy to capture, analyse and share classroom data in real time, allowing your staff, students and parents to make better decisions - daily. It's the efficient, smart and agile way to work with school data." Below this paragraph, there are two columns of content. The left column is titled "Core functionality" and includes a photo of two students and a quote: "I told my Governors yesterday that it is the best money I have spent in the two years I have been here!". The right column is titled "The Modules" and lists: Online Markbooks, Behaviour, Attendance, Progress Reports, Parental Engagement, and Homework, each with a brief description. At the bottom of the page, there is a "Tweets" section showing a tweet from George Salter.



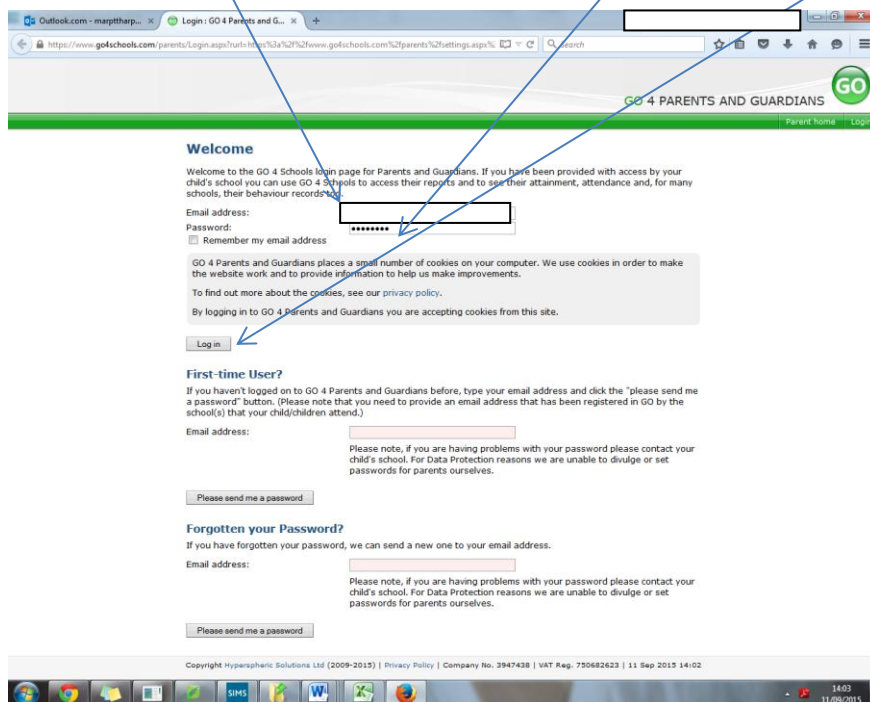
The screenshot shows the Go4Schools Parents and Guardians login page. The page has a green header with the Go4Schools logo and the text "GO 4 PARENTS AND GUARDIANS". Below the header, there is a "Welcome" section with a paragraph: "Welcome to the GO 4 Schools login page for Parents and Guardians. If you have been provided with access by your child's school you can use GO 4 Schools to access their reports and to see their attainment, attendance and, for many schools, their behaviour records too." Below this, there is a login form with fields for "Email address:" and "Password:", a "Remember my email address" checkbox, and a "Log in" button. There are three additional sections: "First-time User?", "Forgotten your Password?", and "Forgotten your Password?". Each of these sections has a "Please send me a password" button. At the bottom of the page, there is a footer with copyright information: "Copyright Hyperphonic Solutions Ltd (2009-2015) | Privacy Policy | Company No. 3947430 | VAT Reg. 750682623 | 11 Sep 2015 13:40".

Enter the email address you have registered with the school into here.

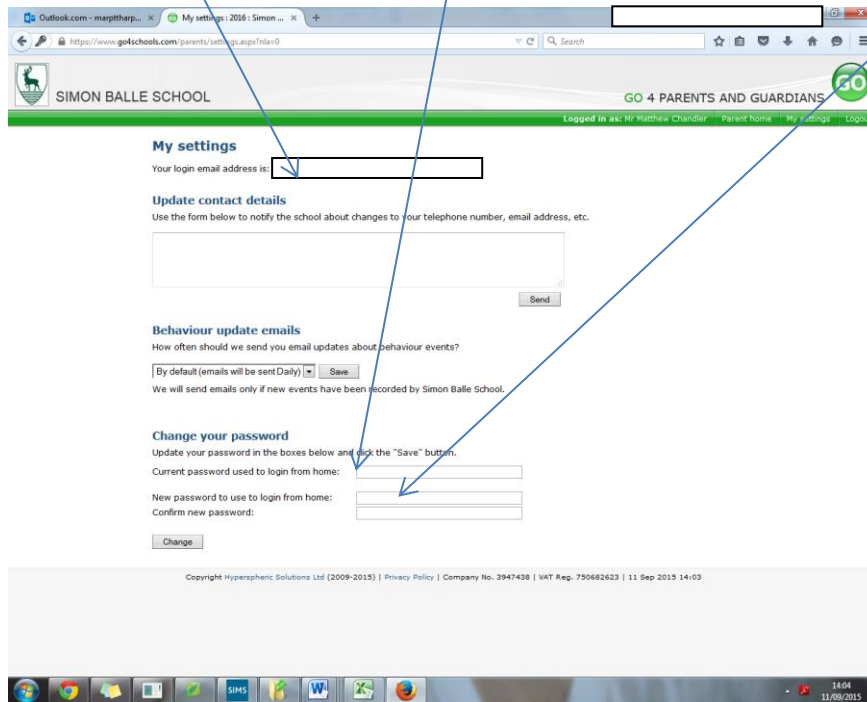


Log into your email account and you should have received an email from Go4Schools with your temporary password.

Type your email address and temporary password here, press Log in



When you have pressed Log In you will be taken to the My Settings page. Your email address will automatically appear here and you will be able to change your password by entering your temporary password and then choosing a new password here.



Once your password has been successfully changed you will receive the following message. If you then click on Parent Home this will take you to your child.

