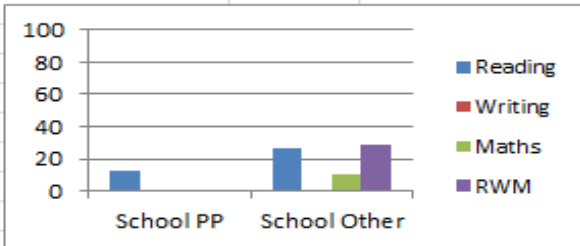
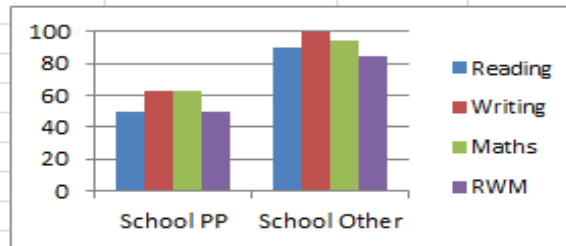


No of PP pupils: 8
No. of non PP pupils: 19

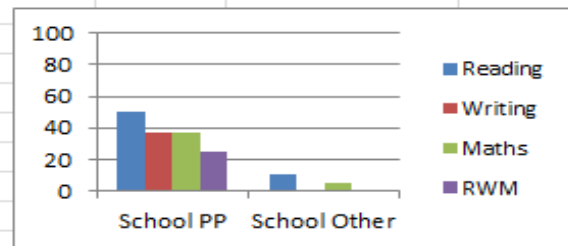
2016	Reading		Writing		Maths		Reading, writing and Maths	
% working at a greater depth within the expected standard	School PP	12.5	School PP	0	School PP	0	School PP	0
	School Other	26.3	School Other	0	School Other	10.5	School Other	28.6
	School gap	13.8	School gap	0	School gap	10.5	School gap	28.6
	LA PP	10.9	LA PP	19.2	LA PP	10	LA PP	3.2
	LA Other	22.7	LA Other	30.6	LA Other	21.7	LA Other	9.1
	LA gap	11.8	LA gap	11.4	LA gap	11.7	LA gap	5.9
% working at the expected standard	School PP	50	School PP	62.5	School PP	62.5	School PP	50
	School Other	89.5	School Other	100	School Other	94.7	School Other	84.2
	School gap	39.5	School gap	37.5	School gap	32.2	School gap	34.2
	LA PP	56.6	LA PP	74.7	LA PP	67	LA PP	45.6
	LA Other	75.6	LA Other	86.6	LA Other	80.7	LA Other	66.3
	LA gap	19	LA gap	11.9	LA gap	13.7	LA gap	20.7
% working towards the expected standard	School PP	50	School PP	37.5	School PP	37.5	School PP	25
	School Other	10.5	School Other	0	School Other	5.3	School Other	0
	School gap	39.5	School gap	37.5	School gap	32.2	School gap	25
	LA PP	38.6	LA PP	25.3	LA PP	28.1	LA PP	12.2
	LA Other	22.7	LA Other	13.3	LA Other	17.4	LA Other	5.7
	LA gap	15.9	LA gap	12	LA gap	10.7	LA gap	6.5



% working at a greater depth within the expected standard



% working at the expected standard



% working towards the expected standard