

This is the ASP default view

Mill Hill Primary School (URN: 108784)


Key stage 2 Data for 2017/18

Progress in reading, writing and maths

Reading

Number of pupils = 55

Pupils with adjusted scores = 0




Confidence interval
1.1 to 4.3

Writing

Number of pupils = 55

Pupils with adjusted scores = 0

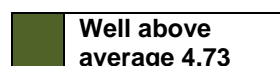


Confidence interval
0.7 to 3.7

Maths

Number of pupils = 55

Pupils with adjusted scores = 0



Confidence interval
3.3 to 6.1

Reading, writing and maths combined


Percentage of pupils achieving the expected standard or higher

Number of pupils = 55



Percentage of pupils achieving the higher standard

Number of pupils = 55



Individual Subject Data


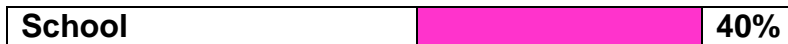
Reading - Percentage of pupils achieving the expected standard or higher

Number of Pupils = 55



Percentage of pupils achieving the higher standard

Number of pupils = 55





Writing - Percentage of pupils achieving the expected standard or higher

Number of Pupils = 55



Percentage of pupils achieving greater depth

Number of pupils = 55



Maths - Percentage of pupils achieving the expected standard or higher

Number of Pupils = 55



Percentage of pupils achieving the higher standard

Number of pupils = 55

