



Heartlands  
High School

# **YEAR 11**

## **GCSE REVISION GUIDANCE**

Course Content	Exam Information	Exam Dates
<b>English Literature Paper 1:</b> Shakespeare and the 19th century novel	1 hr 45 min	Tuesday 22nd May – AM
<b>English Literature Paper 2:</b> Modern texts and poetry	2 hr 15 min	Tuesday 25th May – AM
<b>English Language Paper 1:</b> Explorations in creative reading and writing	1 hr 45 min	Tuesday 5th of June – AM
<b>English Language Paper 2:</b> Writers viewpoints and perspectives	1 hr 45 min	Friday 8th of June – AM

## REVISION CHECKLIST

Literature Paper 1		Re-read texts	Mind Maps on characters, plot, settings and themes/ideas	Quotation Banks	Past Paper
Section A	Macbeth				
Section B	Dr. Jekyll and Mr Hyde or Great Expectations				
Literature Paper 2					
Section A	Animal Farm Or Pigeon English				
Section B	Power and Conflict Poetry				
Section C	Unseen Poetry				
Language Paper 1		Mind Maps on questions	FIT Past Mock Exams and Class answers	Make your own paper	Past Paper
Section A	Reading Fictional Texts				
Section B	Descriptive or Narrative writing				
Language Paper 2					
Section A	Reading Non-fiction Texts				
Section B	Writing to Present a Viewpoint				

## USEFUL WEBSITES & APPS

- [www.bbc.co.uk/education/subjects/zr9d7ty](http://www.bbc.co.uk/education/subjects/zr9d7ty)
- [www.bbc.co.uk/education/subjects/zckw2hv](http://www.bbc.co.uk/education/subjects/zckw2hv)
- [www.englishbiz.co.uk/](http://www.englishbiz.co.uk/)
- [www.aqa.org.uk/subjects/english/gcse/english-literature-8702](http://www.aqa.org.uk/subjects/english/gcse/english-literature-8702)
- [www.aqa.org.uk/subjects/english/gcse/english-language-8700](http://www.aqa.org.uk/subjects/english/gcse/english-language-8700)
- [englishapp.pixl.org.uk/PIXLit.swf](http://englishapp.pixl.org.uk/PIXLit.swf)

## TOP TIPS

- Read the questions carefully
- Highlight key words
- Take time to read the texts carefully
- Highlight key quotes that refer to the question
- Plan your ideas before writing
- Always proof-read your work and check your spelling, punctuation and grammar

Course Content	Exam Information	Exam Dates
<b>Mathematics Paper 1:</b> Non Calculator	1 hr 45 min	Thursday 24th May – AM
<b>Mathematics Paper 2:</b> Calculator	1 hr 15 min	Thursday 7th June – AM
<b>Mathematics Paper 3:</b> Calculator	1 hr 45 min	Thursday 12th of June – AM

## REVISION CHECKLIST

Popular Non-Calculator Topics		Popular Calculator Topics
index laws angles in polygons circle theorems cumulative frequency table equations with algebraic fractions estimation of calculations formulating formula/equation mathematically similar V and A stem and leaf diagram volume of prisms, spheres, cones area of compound shapes averages bearing distance-time graphs expanding brackets factorizing fractions – 4 operations manipulating surds percentage de/increase (2.25% of 60) proportion/recipe/ratio simultaneous equations straight-line graphs/equation of straight line substitute into formula	Transformations best value box plot equation of a straight line estimating averages from tables finding expressions for areas histogram inequalities manipulating decimals properties of parallel lines quadratic graphs questionnaire quadratics standard form surds tree diagrams vectors construction loci nth term probability trees product of prime factors rearranging graphs of type $y = 2f(x)$ rearranging harder formula	transformations of shapes expanding quadratics changing the subject of a formula factorizing circle theorems compound interest cumulative frequency estimate of probability percentage increase/decrease proportion sampling standard form trigonometry sine and cosine rule averages from grouped data best value compound shapes (circle) inequalities parallel lines pythagoras solving quadratic equations surface area of prisms trigonometry SOH CAH TOA upper and lower bounds volume of prisms,spheres, hemi, cones

## USEFUL WEBSITES & APPS

### Problem solving resources

- <http://justmaths.co.uk/2015/11/29/9-1-exam-questions-by-topic-foundation-version-2/>
- <http://justmaths.co.uk/2015/12/21/9-1-exam-questions-by-topic-higher-tier/>
- <https://mrbartonmaths.com/students/linked-pair-pilot/edexcel.html>

### Focusing on your weaker topics

#### Online lessons

- [www.vle.mathswatch.com](http://www.vle.mathswatch.com).  
Your usernames and logins have also changed. Everyone's password is heartlands and your username is whatever your mymaths username is (3- or 4-digits) @heartlands. For example, 1234@heartlands.
- [www.mymaths.co.uk](http://www.mymaths.co.uk)
- <http://www.mathsmadeeasy.co.uk/>

[gcsemathsrevisiontopics-9-1-grades.htm](http://gcsemathsrevisiontopics-9-1-grades.htm)

- <http://mathsmadeeasy.co.uk/gcsemaths-9-1-topics.htm>
- <https://revisionmaths.com/gcse-maths-revision>
- <http://www.suffolkmaths.co.uk/pages/SoW/1StudentKS3-4%20Revision.htm>
- <http://studymaths.co.uk/>

## TOP TIPS

1. Read the question carefully and underline key words.
2. Identify the topic.
3. Estimate what you think the answer will be  
(eg If 5 shirts cost £15, How much are 8 coats?  
If 5 shirts=£15, 8 coats are going to be more  
than £15)
4. Attempt the question and show all of your working.
5. If you do not understand, have a look at the mark scheme at the back of the paper.
6. If you still do not understand quietly ask your partner
7. If you are still struggling circle the question and ask you Maths teacher in your Maths lesson
8. When you mark your work make sure you carefully understand where you have dropped any marks and you learn from your mistakes. As you mark start to write the codes from the mark scheme (eg M = method mark – see next slide) for where you are picking up the marks.
9. It is vital you show all of your workings!!!!!!
10. Use the your Revision Guide, Maths poster and the Maths information leaflet.

Course Content	Exam Information	Exam Dates
<b>Biology:</b> Units 1–6 <b>Chem:</b> Units 1–6 <b>Physics:</b> Units 1–6	Biology 1–3 Chemistry 1–3 Physics 1–3 Biology 4–6 Chemistry 4–6 Physics 4–6	Tues 15th May – PM – 1 hr 10 min Tues 17th May – AM – 1 hr 10 min Tues 23rd May – PM – 1 hr 10 min Tues 11th June – AM – 1 hr 10 min Tues 13th June AM – 1 hr 10 min Tues 15th June – AM – 1 hr 10 min

### REVISION CHECKLIST

<p><b>Biology 1–3</b>            B1 – Cell level systems            B2 – Scaling up            B3 – Organism level systems</p> <p><b>Biology 4–6</b>            B4 – Community Level systems            B5 – Genes, Inheritance and selection            B6 – Global Challenges</p>	<p><b>Chemistry 1–3</b>            C1 – Particles            C2 – Elements, Compounds and mixtures            C3 – Chemical Reactions</p> <p><b>Chemistry 4–6</b>            C4 – Predicting and identifying reactions and products            C5 – Monitoring and Controlling Chemical Reactions            C6 – Global Challenges</p>
<p><b>Physics 1–3</b>            P1 – Matter            P2 – Forces            P3 – Electricity and Magnetism</p> <p><b>Physics 4–6</b>            P4 – Waves and Radioactivity            P5 – Energy            P6 – Global Challenges</p>	<p><b>Practical skills</b></p> <ul style="list-style-type: none"> <li>Assessed in every paper (15%)</li> <li>5 Biology practical activity groups</li> <li>5 Chemistry practical activity groups</li> <li>5 Physics practical activity groups</li> </ul> <p><b>General skills you need to know are:</b></p> <ul style="list-style-type: none"> <li>Safety and Ethics</li> <li>Apparatus and Techniques</li> <li>Working Electronics</li> </ul>

### USEFUL WEBSITES & APPS

- Tassomai.com – every day!
- Use your PLC to identify red and amber areas – revise these first
- GCSE pod
- OCR website – past papers are available for free
- GCSE bitesize – OCR Gateway combined Science A
- Youtube: bozeman science, mygcsescience, freesciencelessons, christopher thornton

### TOP TIPS

- Remember you can bullet point your answers, especially 6 mark questions
- Underline command and keywords as you read the question
- Know which formula you will be given and which you need to learn (see formula page)
- Remember to use the periodic table and formula page in the exam paper
- Manage your time – a mark a minute!
- Try making flash cards and mind maps
- Buy the revision guides on parent pay

Course Content	Exam Information	Exam Dates
<b>Biology:</b> B1, B2, B3, B7	1 hr 45 min paper	Tue 15th May – PM
<b>Biology:</b> B4, B5, B6, B7	1 hr 45 min paper	Mon 11th June – AM
<b>Chemistry:</b> C1, C2, C3, C7	1 hr 45 min paper	Thurs 17th May – AM
<b>Chemistry:</b> C4, C5, C6, C7	1 hr 45 min paper	Weds 13th June – AM
<b>Physics:</b> P1, P2, P3, P4	1 hr 45 min paper	Weds 23rd May – PM
<b>Physics:</b> P5, P6, P7, P8, P9	1 hr 45 min paper	Fri 15th June – AM

## REVISION CHECKLIST

<p><b>Biology 1–3</b> B1 – Cell level systems B2 – Scaling up B3 – Organism level systems</p> <p><b>Biology 4–6</b> B4 – Community Level systems B5 – Genes, Inheritance and selection B6 – Global Challenges</p>	<p><b>Chemistry 1–3</b> C1 – Particles C2 – Elements, Compounds and mixtures C3 – Chemical Reactions</p> <p><b>Chemistry 4–6</b> C4 – Predicting and identifying reactions and products C5 – Monitoring and Controlling Chemical Reactions C6 – Global Challenges</p>
<p><b>Physics 1–3</b> P1 – Matter P2 – Forces P3 – Electricity P4 – Magnetism and magnetic fields</p> <p><b>Physics 4–6</b> P5 – Waves in matter P6 – Radioactivity P7 – Energy P8 – Global Challenges</p>	<p><b>Practical skills</b></p> <ul style="list-style-type: none"> <li>Assessed in every paper (15%)</li> <li>8 Biology practical activity groups</li> <li>8 Chemistry practical activity groups</li> <li>8 Physics practical activity groups</li> </ul> <p><b>General skills you need to know are:</b></p> <ul style="list-style-type: none"> <li>Safety and Ethics</li> <li>Apparatus and Techniques</li> <li>Working Electronics</li> </ul>

## USEFUL WEBSITES & APPS

- Tassomai.com – every day!
- Use your PLC to identify red and amber areas – revise these first.
- GCSE pod
- OCR website – past papers are available for free.
- GCSE bitesize – OCR Gateway combined Science A
- Youtube: bozeman science, mygcsescience, freesciencelessons, christopher thornton

## TOP TIPS

- Remember you can bullet point your answers, especially 6 mark questions
- Underline command and keywords as you read the question
- Know which formula you will be given and which you need to learn (see formula page)
- Remember to use the periodic table and formula page in the exam paper
- Manage your time – a mark a minute!
- Try making flash cards and mind maps
- Buy the revision guides on parent pay

<b>Paper 1:</b> Living with the Physical Environment 1 hr 30 min	All key words and theories linked to physical geography; tectonics, ecosystems, weather, rivers, coasts, case studies 1–11
<b>Paper 2:</b> Challenges in the Human Environment 1 hr 30 min	All key words & theories linked to human geography; cities, development, inequalities, sustainability, resources case studies 12–20
<b>Paper 3:</b> Geographical Skills 1 hr 35 min	Problem Solving Skills and Fieldwork Questions 21 & 22. Application of your geography knowledge and skills to solve issues

## REVISION CHECKLIST

1 & 2	Named example of effects and responses of two tectonic hazards (1 = LIC lower income country 2 = higher income country).	12	A case study of a major city in an LIC or NEE to illustrate; importance, growth, access to services, management of growth and management of water, crime, health, pollution, traffic etc.
3	Named example of a tropical storm to show its effects and responses	13	An example of how urban planning is improving the quality of life for the urban poor.
4	An example of recent extreme weather event in the UK; causes, SEE impacts, how to reduce the risk.	14	An example of how urban planning is improving the quality of life for the urban poor.
5	Example of small scale UK ecosystem to illustrate interrelationships with a natural systems.	15	An example of an urban regeneration project to show; why needed and main features.
6	Case study of a tropical rainforest; causes of deforestation and impacts of deforestation.	16	An example of how the growth of tourism in an LIC or NEE helps to reduce the development gap.
7	Case study of a hot desert to illustrate; development opportunities and challenges of developing hot desert environments.	17	A case study of one LIC or NEE to illustrate; location and importance regionally, globally, politics, culture and environment, changing industrial structure, growth, TNCs, changing trade patterns, international relations and impacts of aid, effects of development on environment and population.
8	An example of a section of coastline in the UK to identify its major landforms of erosion and deposition.	18	An example of how modern industrial development can be more environmentally sustainable.
9	An example of a coastal management scheme in the UK to show; reasons for management, the strategies used and resulting effects and conflicts.	19	An example of a large scale water transfer scheme to show how its development has both advantages and disadvantages.
10	An example of a river valley in the UK to identify its major landforms of erosion and deposition.	20	An example of a local scheme in an LIC or NEE to increase sustainable supplies of water.
11	An example of a flood management scheme in the UK to show; why it was required, the management strategies, SEE issues.	?	Problem solving; decision making exercise, using your geographical knowledge and skills to solve an unknown issue
21	Human fieldwork – recall, aim, method, data presentation, analysis, conclusions, evaluation, improvements	22	Physical fieldwork – recall, aim, method, data presentation, analysis, conclusions, evaluation, improvements

## USEFUL WEBSITES & APPS

### **SAM Learning**

#### **AQA GCSE Specimen Papers**

<http://www.aqa.org.uk/8035>

### **S-cool geography**

<http://www.s-cool.co.uk/gcse/geography>

### **GCSE BiteSize**

<http://www.bbc.co.uk/schools/gcsebitesize/geography/>

## TOP TIPS

- Learn all the key words from your topic checklist
- Be able to define the meaning of these key words
- Explain how landforms are made and why events happen...
- Know the issues, key ideas and data for each city, country etc.
- Use the resource carefully, photograph, map, etc. it shows ...
- Learn each case study and example from the check – problem solve ...
- Look carefully at the question ... how is it twisted to make it difficult



Course Content	Exam Information	Exam Dates
<b>Paper 1:</b> Crime and Punishment c1000 – present and Whitechapel, c1870–c1900	1 hr 15 min	Monday 4th June 2018 – AM
<b>Paper 2:</b> Early Elizabethan England 1558–88 and Superpower Relations and the Cold War 1941–91	1 hr 45 min	Friday 8th June – PM
<b>Paper 3:</b> The USA 1954–75: Conflict at home and abroad	1 hr 20 min	Tuesday 12th June – PM

## REVISION CHECKLIST

Paper 1	Key Topics	CREATE: Revision resources (mindmaps, flashcards, timelines etc)	TEST: Memorised the information? Has this been tested by someone?	PRACTISE: Have you answered a past paper questions?
<b>Paper 1: Crime and Punishment c1000 – present and Whitechapel, c1870–c1900</b>				
<p><b>Key topic 1: C1000–1500: Crime and punishment in medieval England</b> Case study: The influence of the Church: the significance of Sanctuary and Benefit of the Clergy; the use of trial by ordeal and reasons for its ending.</p> <p><b>Key topic 2: C1500 –1700: Crime and punishment in early modern England</b> Case study: The Gunpowder Plotters, 1605: their crimes and punishment Key individual: Matthew Hopkins and the witch hunts of 145–47.</p> <p><b>Key topic 3: C1700–1900: Crime and punishment in eighteenth and nineteenth century Britain</b> Case study: Pentonville Prison in the mid nineteenth century Key individual: Robert Peel – his contribution to penal reform and the development of the Metropolitan police force.</p> <p><b>Key topic 4: 1900 – present day Crime and punishment in modern Britain</b> Case study: The treatment of conscientious objectors in the First and Second World Wars The Derek Bentley Case: its significance for the abolition of the death penalty</p> <p><b>The historic environment: Whitechapel, c1870–c1900: crime, policing and the inner city.</b></p>				
<b>Paper 2: Early Elizabethan England 1558–88 and Superpower Relations and the Cold War 1941–91</b>				
Early Elizabethan England	<p>Key topic 1: Queen, government and religion, 1558–9</p> <p>Key topic 2: Challenges to Elizabeth at home and abroad, 1569–88</p> <p>Key topic 3: Elizabethan society in the Age of Exploration, 1558–88</p>			
Superpower Relations and the Cold War	<p>Key topic 1: The origins of the Cold War, 1941-58</p> <p>Key topic 2: Cold War Crises, 1958-70</p> <p>Key topic 3: The end of the Cold War, 1970-91</p>			
<b>Paper 3: Weimar and Nazi Germany</b>				
<p>Key topic 1: The Weimar Republic, 1918–29</p> <p>Key topic 2: Hitler's rise to power, 1919–33</p> <p>Key topic 3: Nazi control and dictatorship, 1933–39</p> <p>Key topic 4: Life in Nazi Germany, 1933–39</p>				

## USEFUL WEBSITES & APPS

<https://qualifications.pearson.com/en/qualifications/edexcel-gcses/history-2016.html>

**Historical Association – great for podcasts.**

**Ask your teacher for a student login.**

<https://www.history.org.uk/student/categories/exam-revision-guides>

**For Cold War and Crime and Punishment**

<http://www.bbc.co.uk/schools/gcsebitesize/history/mwh/ir2/>

## TOP TIPS

- Read the questions carefully and highlight keywords in both the sources and the questions
- Take time to read the sources carefully – highlight key quotes/statistics that refer to the question
- Plan your ideas before writing 12 mark questions and 16 marks questions
- Always proofread your work and check your spelling, punctuation and grammar (especially 10 mark questions)
- Use the source triangles for source questions (if you don't know the answer, make sure you at least describe what you see in the source!)
- Focus on your PEE paragraph structure in your essay questions

Course Content	Exam Information	Exam Dates
<b>Paper 1:</b> Listening	35 min (F) 45 min (H)	15th May 2018 – AM
<b>Paper 2:</b> Speaking	20 min	12th May 2018
<b>Paper 3:</b> Reading	45 min (F) 1 hr (H)	15th May 2018 – AM
<b>Paper 4:</b> Writing	1 hr (F) 1 hr 15 min (H)	18th May 2018 – AM

## REVISION CHECKLIST

Listening Paper 1		Key Vocabulary and Rubrics Bank	FIT Past Mock Exams and Class answer	CGP Revision Guide	Past Paper
Section A	Answer Questions in English				
Section B	Answer Questions in French				
Speaking Paper 2		Question words	Listen to specimen answers from AQA	Prepare 'seen questions' answers	Past Paper
1. Role play	'Tu' and 'Vous' form				
2. Photo card	P. A. L. M. O				
3. General discussion	Vary tenses in answer				
Reading Paper 3		Key Vocabulary and Rubrics List	FIT Past Mock Exams and Class answers	CGP Revision Guide	Translation Past Paper
Section A	Answer Questions in English				
Section B	Answer Questions in French				
Writing Paper 4	You must answer three questions	Key Vocabulary	FIT Past Mock Exams and Class answers	CGP Revision Guide	Translation Past Paper
Section A	Question 1.1 or Question 1.2				
Section B	Question 2.1 or Question 2.2				

## USEFUL WEBSITES & APPS

<http://www.aqa.org.uk/subjects/languages/gcse/french-8658/assessment-resources>

### General Vocabulary:

<http://www.memrise.com/course/284286/aqa-french-gcse-general-vocabulary/>

## TOP TIPS

- Read the questions carefully
- Highlight key words
- Take time to read the texts carefully Highlight key quotes that refer to the question
- Plan your ideas before writing
- Always proof-read your work and check your spelling, punctuation and grammar.

Course Content	Exam Information	Exam Dates
<b>Paper 1 Listening</b>	35 min (F): 45 min (H)	6th June 2018 – AM
<b>Paper 2 Speaking</b>	20 min	12th May 2018
<b>Paper 3 Reading</b>	45 min (F): 1 hr (H)	6th June 2018 – AM
<b>Paper 4 Writing</b>	1 hr (F): 1 hr 15 min (H)	14th June 2018 – AM

## REVISION CHECKLIST

Listening Paper 1		Key Vocabulary and Rubrics Bank	FIT Past Mock Exams and Class answer	CGP Revision Guide	Past Paper
Section A	Answer Questions in English				
Section B	Answer Questions in Spanish				
Speaking Paper 2		Question words	Listen to specimen answers from AQA	Prepare 'seen questions' answers	Past Paper
1. Role play	'Tu' and 'Vous' form				
2. Photo card	P. A. L. M. O				
3. General discussion	Vary tenses in answer				
Reading Paper 3		Key Vocabulary and Rubrics List	FIT Past Mock Exams and Class answers	CGP Revision Guide	Translation Past Paper
Section A	Answer Questions in English				
Section B	Answer Questions in Spanish				
Writing Paper 4	You must answer three questions	Key Vocabulary	FIT Past Mock Exams and Class answers	CGP Revision Guide	Translation Past Paper
Section A	Question 1.1 or Question 1.2				
Section B	Question 2.1 or Question 2.2				

## USEFUL WEBSITES & APPS

<http://www.aqa.org.uk/subjects/languages/gcse/spanish-8698/assessment-resources>

## TOP TIPS

- Read the questions carefully
- Highlight key words
- Take time to read the texts carefully Highlight key quotes that refer to the question
- Plan your ideas before writing
- Always proof-read your work and check your spelling, punctuation and grammar.

Course Content	Exam Information	Exam Dates
<b>Unit 1: Coursework Task 1: 60%</b> <b>Event and supporting portfolio</b>		Coursework deadline: Monday 19th February 2018
<b>Unit 2: Written exam (40%)</b>	Written exam will be questions on a range of the revision topics below. Exam Time: 1 hr 15 min	Monday 18th June 2018

## REVISION CHECKLIST

### Topics to revise:

- The Hospitality Industry – Hotels, Guest Houses and other establishments providing residential accommodation, National employment provider, Benefit to the local economy
- The importance of links between hospitality and leisure, travel and tourism
- Types of service provided by the hospitality establishment and the related client groups
- Accommodation, Full meals, Snacks, including tea/coffee
- Client groups – Business, Private, Different age groups
- Job roles, employment opportunities and relevant training
- Managers, Front Office, Head Receptionist, Assistant Receptionist, Porter, Night Porter, Administrative Staff,
- Concierge, Head Housekeeper, Housekeeper, Room Attendant, Maintenance Officer, Conference Managers
- Menu planning, preparation and presentation.
- Planning for functions and events
- Costing menus and events including Materials used Labour, Profit, V.A.T
- Customer care
- Standards of service
- Communication and teamwork
- Environmental considerations – Energy conservation and sustainability

Test yourself on each topic with exam questions and create answers with example/evidence.

## USEFUL WEBSITES & APPS

- Make sure you select unit 4 for past papers from the link below
- <http://www.wjec.co.uk/qualifications/qualification-resources.html?subject=hospitalityAndCatering&level=GCSE&pastpaper=true>
- <http://www.bbc.co.uk/schools/gcsebiteize/design/foodtech/>
- Class Google folder

## TOP TIPS

- Read the question, highlight the keywords or points
- Think “What is the question asking me?”
- Plan your answer - write notes/images on the side to help you plan through the answer
- Every mark = one point
- Make use of past paper questions and your class book
- Make revision cards and test yourself
- Revision guides still available to buy, with example questions to test.

Course Content	Exam Information	Exam Dates
<b>Unit 1:</b> Studying Society, Education, Families	1 hr 30 min	Monday 21st May – AM
<b>Unit 2:</b> Crime and Deviance, Mass Media, Social Inequality	1 hr 30 min	Friday 25th May – PM

## REVISION CHECKLIST

Unit 1		Mind Maps on topics	Flash cards on key term	Past Paper Questions
<b>Studying Society</b>	<ul style="list-style-type: none"> <li>• Research Methods (Advantages and Disadvantages)</li> <li>• Sampling Methods</li> <li>• Ethics</li> <li>• Primary Research</li> <li>• Secondary Research</li> </ul>			
<b>Education</b>	<ul style="list-style-type: none"> <li>• Different family structures</li> <li>• Sociological approaches to the family</li> <li>• Children and Parents</li> <li>• Marriage and Divorce</li> <li>• Changes in the family</li> </ul>			
<b>Families</b>	<ul style="list-style-type: none"> <li>• Changes in the education</li> <li>• Sociological approaches to education</li> <li>• Social class and education</li> <li>• Gender and education</li> <li>• Ethnicity and education</li> <li>• Parental attitudes</li> <li>• How schools are monitored</li> </ul>			
<b>Unit 2</b>				
<b>Crime and Deviance</b>	<ul style="list-style-type: none"> <li>• Crime and deviance definitions</li> <li>• Sociological explanations for deviant behaviour</li> <li>• crime statistics</li> <li>• patterns of involvement in crime (age, gender, ethnicity, class)</li> <li>• victims of crime</li> <li>• youth crime</li> </ul>			
<b>Mass Media</b>	<ul style="list-style-type: none"> <li>• Definitions and developments</li> <li>• effects of mass media on audience</li> <li>• mass media and socialization</li> <li>• ownership of media</li> <li>• agenda setting and news selection</li> <li>• representation of different groups</li> <li>• effects of the internet</li> <li>• moral panics and deviance amplification</li> </ul>			
<b>Social Inequality</b>	<ul style="list-style-type: none"> <li>• Definitions and forms of stratification</li> <li>• Explanations of social class</li> <li>• measuring social class</li> <li>• inequalities based on gender, ethnicity and age</li> <li>• wealth distribution</li> <li>• social mobility</li> <li>• poverty – definitions and explanations</li> <li>• significance of social class</li> </ul>			

## USEFUL WEBSITES & APPS

### AQA GCSE Past Papers

<http://www.aqa.org.uk/subjects/sociology/gcse/specification-4190/past-papers-and-mark-schemes>

### BBC News

<http://www.bbc.co.uk/news>

### The Guardian

<https://www.theguardian.com/uk/commentisfree>

### TED

<https://www.ted.com/talks>

### Revise Sociology

**(aimed at A Level but useful for A/A\* material)**

<https://revisesociology.com/>

Podcasts: <https://www.youtube.com/channel/UC2YEGWfZ0lihoOD7JNkDx2g/videos?flow=grid&sort=p&view=0>

## TOP TIPS

- Read the questions carefully
- Highlight key words
- Take time to read the items carefully – highlight key quotes/statistics that refer to the question
- Answer all parts of the question (especially 5 mark questions)
- Plan your ideas before writing 12 mark questions
- Always proof-read your work and check your spelling, punctuation and grammar (especially 12 mark questions)
- Read widely – you will get more marks for being aware of current issues and policies related to each topic so read BBC Education, Family, Crime news
- Research latest trends in statistics relating to gender, ethnicity and social class for each topic

Course Content	Exam Information	Exam Dates
<b>Unit 1:</b> Controlled Assessment 60%		Coursework deadline: Feb 2018
<b>Unit 2:</b> External exam 40%	Written exam will be questions on a range of the revision topics below. Exam Time: 2 hr	Written exam (40%) Friday 22nd June – AM

## REVISION CHECKLIST

### Section A: Design question (30 marks)

This section will be a design task which you will have to design around a particular theme, this theme will be given by the exam board from the 1st May. Once the theme has been set we will then prepare revision materials for this.

### Section B: Product Design Questions (60 marks)

- 1 Human Factors – p4–5
- 2 Drawing technique – p16–19
- 3 Packaging & the environment – p24–25
- 4 Labelling – p26–27
- 5 Properties of Materials – p30–31
- 6 Paper & Card – p32
- 7 Timber – p34
- 8 Manufactured boards – p36
- 9 Plastics – p40
- 10 Standard components – p58–59
- 11 Safety – p62–63
- 12 Ethics and Environmental issues – p66–69
- 13 Scale of production – p76–77
- 14 Manufacturing systems and ICT – p78–79
- 15 CAD/CAM – p82–83
- 16 Consistency of Production – p84–85

## USEFUL WEBSITES & APPS

- **Good guide for product design theory**  
[www.technologystudent.com](http://www.technologystudent.com)
- **Past papers**  
[www.aqa.org.uk](http://www.aqa.org.uk)
- **Small snippets of revision**  
<http://www.bbc.co.uk/education/subjects/zybc87h> –

## TOP TIPS

- Read through questions thoroughly
- Split your time in the exam spend only 30 minutes on section A design question and 90 minutes on section B
- Start working through your Blue revision guides to revise for section B.
- Use the AQA website to download past papers



Course Content	Exam Information	Exam Dates
<b>Unit 1:</b> Performing (30%)	1 hr 15 min. 8 questions – 2 on each area of study. 2 set works (Since You've Been Gone & Mozart Minuet & Trio); all other listening is unprepared.	FINAL Coursework deadline: 23rd March 2018 Exam: 6th June 2018
<b>Unit 2:</b> Composing (30%)		
<b>Unit 3:</b> Appraising (listening exam) (40%)		

## REVISION CHECKLIST

### Areas of study

Musical forms and devices	Music for Ensemble	Film Music	Popular Music
---------------------------	--------------------	------------	---------------

### Set works

Mozart Minuet & Trio from <i>Eine Kleine Nachtmusik</i> (AoS 1: Musical forms and devices)	Since You've Been Gone by Rainbow (AoS 4: Popular Music)
---	---

## USEFUL WEBSITES & APPS

### FOCUS ON SOUND website

<https://heartlands.musicfirst.co.uk>

Username is the same as your school one  
(but you can't log in through google)

### Sound clips from the textbook:

[www.illuminate.digital/gcsmusic](http://www.illuminate.digital/gcsmusic)

Username: Illuminatemusic

Password: Composer

## TOP TIPS

- Do lots of listening to a range of music, and practise asking yourself critical questions about it
- Use the practice listening questions you have been provided
- Use Focus on Sound to revise specific terminology
- Learn all of the keywords get someone to test you on them

Course Content	Exam Information
<b>Unit 1:</b> Personal Portfolio (60%)	2 sketchbook projects and final pieces No exam
<b>Unit 2:</b> Exam (40%)	10 week sketchbook project 10 hr Exam – 11th and 12th May

## REVISION CHECKLIST

**Make the most of lesson time: 100% effort**

**Make sure you've completed all work. Check carefully:**

Is your Natural/Mechanical book the best it can be?

Is your Natural/Mechanical final piece the best it can be?

Is your Ordinary/Extraordinary book the best it can be?

Is your Ordinary/Extraordinary final piece the best it can be?

Is your Beginning/End book the best it can be?

Have you planned your Beginning/End final piece as thoroughly as you can?

Have you requested the materials, images etc you will need in advance of the exam

**Check you've met each Assessment Objective consistently:**

AO1: Explore a range of ideas and refer to different artists

AO2: Develop and refine your ideas by experimenting

AO3: Record your ideas accurately using drawing, photos, notes

AO4: Plan and create effective, personal final pieces

## USEFUL WEBSITES & APPS

- <http://www.art2day.co.uk/>
- Pinterest can also be useful for gathering ideas

## TOP TIPS

**Make sure your exam sketchbook features:**

- Good quality, detailed studies
- A range of materials and techniques
- Reference to at least 2 artists
- Your own ideas and personal responses

**Prepare for your exam by:**

- Planning and practising every skill you will use on the day.
- Planning what you will complete hour by hour and bringing images and prep work to help you

Course Content	Exam Information	Exam Dates
<b>Coursework (25%)</b>		Deadline March 2018
<b>Unit 1:</b> Introduction to Small Business (25%) (MCQ)	45 min	Wednesday 23rd of May – AM
<b>Unit 3:</b> Building a Business (50%) (written)	90 min	Wednesday 6th of June – PM

## REVISION CHECKLIST

### Unit 1 Topics:

- Businesses
- Understanding customer needs
- Market mapping
- Competition
- Added value
- Franchising
- What is enterprise?
- Thinking creatively
- Questions to be asked
- Invention and innovation
- Taking a Calculated Risk
- Important enterprise skills
- Objectives when starting up
- The qualities shown by an entrepreneur
- Estimating costs, revenues and profit
- Forecasting cash flows
- The business plan
- Obtaining finance
- Customer focus and the marketing mix
- The importance of limited liability
- Start up legal and tax issues
- Customer satisfaction
- Recruiting trainings and motivating staff
- Demand and supply
- The impact of interest rates
- The impact of exchange rates
- The impact of the business cycle
- Business decisions and stakeholders.

### Unit 3 Topics:

- Marketing
- Product Trial and repeat purchase
- Product Life Cycle
- Branding and differentiation
- Building a successful marketing mix
- Design and research development
- Managing Stock
- Quality
- Cost effective operations and competitiveness
- Effective customer service
- Meeting consumer protection laws
- How to improve cash flow
- How to improve profit
- Breakeven charts and breakeven analysis
- Financing Growth
- Organisation structure
- Motivation theory
- Communication
- Remuneration
- Ethics in Business
- Environmental issues
- Economic issues affecting international trade
- The impact of government and the EU.

## USEFUL WEBSITES & APPS

<http://qualifications.pearson.com/en/qualifications/edexcel-gcse/business-2009.coursematerials.html#filterQuery=category:Pearson-UK:Category%2FSpecification-and-sample-assessments>

<http://www.bbc.co.uk/education/subjects/zpsvr82>

<https://revisionworld.com/gcse-revision/business-studies/edexcel-business-studies>

<http://www.tutor2u.net/business/blog/business-studies-revision-quizzes>

<http://www.businessed.co.uk/index.php/home/activities/gcse-activities/edexcel-gcse-activities>




## TOP TIPS

- Create Key term Flashcards – Get someone to test you.
- Practice Multiple Choice papers and use mark schemes
- Revise Topics you have got wrong
- Justify reasons why answers must be wrong for MCQ
- Use Revision booklets provided (including Lego book)
- Practice Unit 3 Papers
- Have you asked your teacher to mark them?
- Look at Unit 3 tracker (document with past questions on it by topic)




Course Content	Exam Information	Exam Dates
<b>Coursework:</b> (10%)	P.E.P. (non exam)	December 2017
<b>Component 1:</b> Fitness and Body Systems (36%)	1 hr 45 min	16th May – AM
<b>Component 2:</b> Health and Performance (24%)	1 hr 15 min	18th May – PM
<b>Practical Performance:</b> (30%)	Moderated Performance (non-exam)	March–April – TBC

## REVISION CHECKLIST

### Component 1: Fitness and body systems

Unit/Skill/Knowledge			
<b>Topic 1: Applied anatomy &amp; physiology</b>			
1.1 The musculo-skeletal system			
1.2 The cardio-respiratory system			
1.3 Anaerobic and aerobic exercise			
1.4 Short and long term effects of exercise			
<b>Unit Exam Result:</b> <b>Date:</b>			
<b>Topic 2. Movement analysis</b>			
2.1 Lever systems			
2.2 Planes and axes of movement			
<b>Unit Exam Result:</b> <b>Date:</b>			
<b>Topic 3. Physical Training</b>			
3.1 The relationship between health and fitness			
3.2 The components of fitness			
3.3 The principles of training			
3.4 The long term effects of exercise			
3.5 How to optimise training and prevent injury			
3.6 Effective use of warm-up and cool-down			
<b>Unit Exam Result:</b> <b>Date:</b>			
<b>Topic 4. Use of data</b>			
4.1 Use of data			
<b>Unit Exam Result:</b> <b>Date:</b>			

### Component 2: Health and performance

Unit/Skill/Knowledge			
<b>Topic 1: Health, fitness and well being</b>			
1.1 Physical, emotional and social health, fitness and well being			
1.2 The consequences of sedentary lifestyle			
1.3 Energy use, diet, nutrition and hydration			
<b>Unit Exam Result:</b> <b>Date:</b>			
<b>Topic 2. Sports Psychology</b>			
2.1 Classification of skills			
2.2 The use of goal setting and SMART techniques			
2.3 Guidance and feedback			
2.4 Mental preparation			
<b>Unit Exam Result:</b> <b>Date:</b>			
<b>Topic 3. Socio-cultural influences</b>			
3.1 Engagement patterns and social groups			
3.2 Commercialisation of sport			
3.3 Ethical and socio-cultural issues in sport			
<b>Unit Exam Result:</b> <b>Date:</b>			
<b>Topic 4. Use of data</b>			
4.1 Use of data			
<b>Unit Exam Result:</b> <b>Date:</b>			

## USEFUL WEBSITES & APPS

[www.mypeexam.org](http://www.mypeexam.org)  
[www.gcsepod.com](http://www.gcsepod.com)  
<http://www.s-cool.co.uk/gcse/pe>  
<http://www.teachpe.com/>  
<https://www.bbc.co.uk/education/examspecs/zxbg39q>  
<http://qualifications.pearson.com/en/support/support-topics/exams/past-papers.html?Qualification-Family=GCSE>

## TOP TIPS

- Read the question and highlight the command words before attempting to answer
- Write any acronyms on the exam paper to help you remember – eg. Can Mickey Mouse Buy Flowers
- Structure your 6 mark questions with intro, main and conclusion.
- For each answer – PEE – Point Explain Example
- For each multiple choice question – 2 are obviously wrong and 2 are similar – have an educated 50/50 guess!

Course Content	Exam Information	Exam Dates
<b>NEA (Controlled Assessment (20%))</b>	Programming task (20 hours in class)	Final Submission March 2018
<b>Exam (40%): Unit 1:</b> Computational Thinking	1 hr 30 min	Monday 14th May – AM
<b>Exam (40%): Unit 2:</b> Written Assessment	1 hr 30 min	Thursday 17th May – PM

## REVISION CHECKLIST

- |   |  |
|---|--|
| <ul style="list-style-type: none"> <li>• Algorithms (Sort and Search Algorithms)</li> <li>• Algorithm Efficiency</li> <li>• Flowcharts and Pseudocode</li> <li>• Decomposition &amp; Abstraction</li> <li>• Programming Concepts (See Below)</li> <li>• Programming Data Types</li> <li>• Structured and Robust Programming</li> <li>• Classification of Programming Languages (High and Low Level)</li> <li>• Binary, Denary and Hexadecimal Conversion</li> <li>• Units of information (KB, MB, GB etc)</li> <li>• Binary Addition and Shift</li> <li>• Binary Representation of Text, Sound and Pictures</li> <li>• Data Compression</li> <li>• Hardware &amp; Software</li> <li>• Boolean Logic</li> <li>• System Architecture</li> </ul> | <ul style="list-style-type: none"> <li>• Computer Network Types, Layouts and Protocols</li> <li>• Network Security</li> <li>• Cyber Security Threats</li> <li>• Social Engineering</li> <li>• Malicious Code and Hacking</li> <li>• Cyber Security Prevention of Threats</li> <li>• Ethical Impacts of Technology on Wider Society</li> <li>• Legal Impacts of Technology on Wider Society</li> <li>• Social Impacts of Technology on Wider Society</li> <li>• Privacy</li> </ul> <p><b>NOTE: There May Be Some Overlap on These Exams</b></p> |
|---|--|

## USEFUL WEBSITES & APPS

- AQA Course Outline and Papers**  
<http://www.aqa.org.uk/subjects/computer-science-and-it/gcse/computer-science-8520>
- BBC Bytesize**  
<http://www.bbc.co.uk/education/subjects/z34k7ty>
- Programming Practice**  
<https://www.codecademy.com/>
- Lesson Slides and Revision Guides**  
[https://sites.google.com/a/heartlands.haringey.sch.uk/hhs\\_computing/gcse-co/gcse-cs](https://sites.google.com/a/heartlands.haringey.sch.uk/hhs_computing/gcse-co/gcse-cs)

See Mr Gates, Mr James or Mr Smith for Revision Books and Text Books too.

## OTHER REVISION AREAS

- Variables, Arrays, 2D Arrays
- Iteration (While and For Loops)
- Selection (IF, ELSE, ELIF)
- Functions & Procedures
- Data Types
- String Handling
- Error Checking
- Code Commenting
- Relational and Arithmetic Operations
- Validation
- System Life Cycle: Analysis, Design, Implementation, Testing & Evaluation

Course Content	Exam Information	Exam Dates
<b>Controlled Assessment (60%)</b>	Controlled Assessment Brief: Prom	Final Submission March 2018
<b>Exam (40%): Unit 1:</b> Living in a Digital World	1 hr 30 min	TBC

## REVISION CHECKLIST

- Digital Device; their purpose, application (use), features and functions and selecting suitable devices for a given user/scenario.
- Working & Living online; Apps and services available online. How is online technology affecting the way that we live, work, communicate and play?
- eCommerce; how is shopping online, 24/7 affecting society? What are the benefits? What are the limitations? How has this affected our employment and High Streets?
- Legal and ethical implications of ICT; what is the law regarding ICT use? How has ICT affect society? Is the trend to use more technology a positive thing?
- Other areas of focus: Educations, Transportation, Gaming, Entertainment, socialising, crime, defence and the Digital Divide.

## USEFUL WEBSITES & APPS

- Edexcel Past Papers**  
<https://qualifications.pearson.com/en/qualifications/edexcel-gcses/ict-2010.coursematerials.html#filterQuery=category:Pearson-UK:Category%2FExam-materials>
- Teach ICT**  
[http://www.teach-ict.com/gcse\\_new.html](http://www.teach-ict.com/gcse_new.html)
- BBC Bitesize**  
<http://www.bbc.co.uk/education/subjects/zqmtsbk>
- Past Question Quiz**  
[https://getrevising.co.uk/revision-tests/edexcel\\_gcse\\_ict\\_revision](https://getrevising.co.uk/revision-tests/edexcel_gcse_ict_revision)
- Yacapaca Tests**  
<https://yacapaca.com/resources/edexcel-gcse-ict/0/>

## TOP TIPS

- Read instructions and all questions at least two/ three times before starting to write your answer.
- Identify key words.
- Look at the marks awarded to each question and ensure that you make the appropriate number of points.
- Always consider both advance and limitations and different perspectives.

Course Content	Exam Information	Exam Dates
<b>Unit 1:</b> Drama Exploration	Practical complete one 2000 word essay	Deadline for written work 24th March
<b>Unit 2 :</b> Exploring playtexts	Practical complete one 1000 word essay & 2000 word theatre review	Deadline for written work 24th March
<b>Unit 3:</b> Drama Performance	You must have a 20–25 minute piece ready for the examiner in your group	Friday 28th April – ALL DAY PRACTICAL EXAM

## REVISION CHECKLIST

Rehearsal is the key to success for your practical exam. Utilise these dates:

Monday 3rd April

Tuesday 4th April

Saturday 22nd April

You need to be completing a one hour rehearsal with your group after school every week

## USEFUL WEBSITES & APPS

Youtube have excellent examples of GCSE exemplar practical work. Here are a few in particular:

<https://www.youtube.com/watch?v=HNI6yVNBHZg>

<https://www.youtube.com/watch?v=Hvt7lf87YVc>

<https://www.youtube.com/watch?v=x074enDgxt4>

## TOP TIPS

- Remember you must stay focused in role for the entire performance
- Practice your lines or movements with your parent and carers and home. Get them to tell you if you break character and to help you with your diction and clarity of speech
- Enjoy when rehearsing you are thinking about pace of movement and muscle tension as well and the fluidity of your movements

Heartlands High School    T 020 8826 1230  
Station Road, Wood Green    F 020 8826 1231  
London, N22 7ST    W [heartlands.haringey.sch.uk](http://heartlands.haringey.sch.uk)