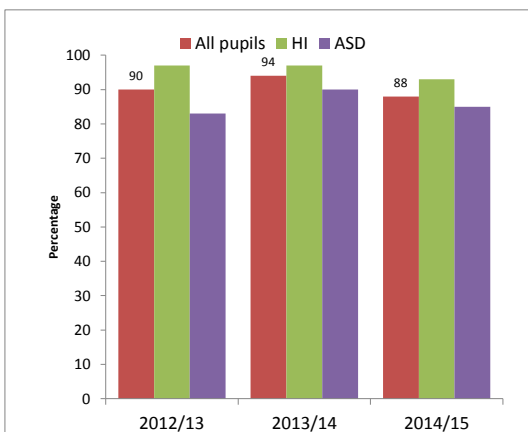


Northern Counties School Dashboard for ASD & HI populations

Information on progress for achievement of PIVAT targets

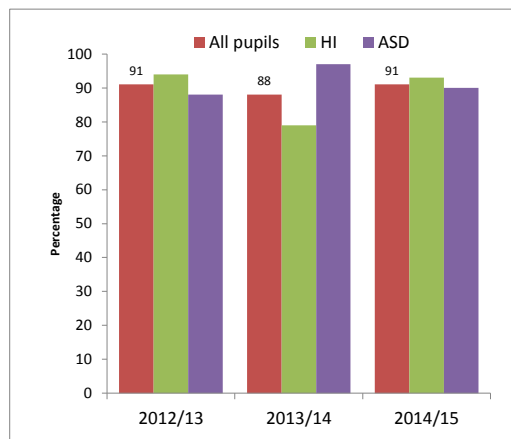
Language and Literacy

In 2014/15, 88% (50) of pupils achieved their original targets. This shows a decrease of 6 percentage points from the previous year. This resulted from specific behavioural issues with ASD pupils, 3 of which were in their first year at NCS.



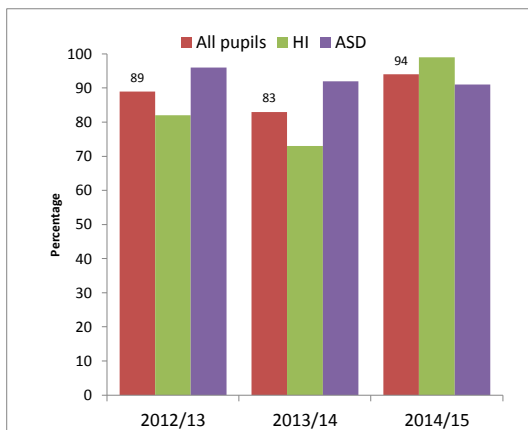
Numeracy

In 2014/15, 91% (52) of pupils achieved their original targets. This shows an increase of 3 percentage points from the previous year.



Science

In 2014/15, 94% (54) of pupils achieved their original targets. This shows an increase of 11 percentage points from the previous year.



Personal, & Social Development

In 2014/15, 94% (54) of pupils achieved their original targets. This percentage remains the same as the previous year.

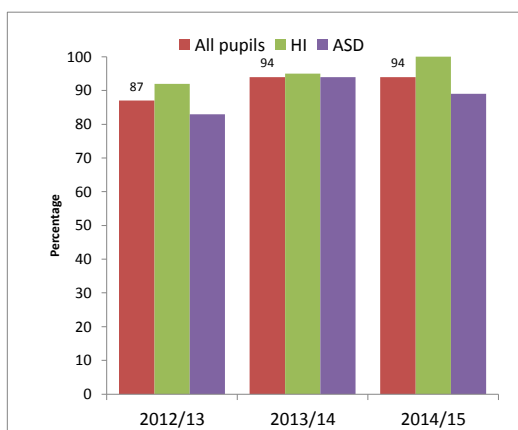


CHART 1

Target analysis for achievement and exceeded expectations of Original PIVAT targets predicted by CASPA within specific curriculum areas for all HI and ASD pupils 2012/13 to 2014/15

	Overall % HI & ASD 2012/13		Overall % HI & ASD 2013/14		Overall % HI & ASD 2014/15	
	52 pupils		50 pupils		57 pupils	
	Achieved	Exceeded	Achieved	Exceeded	Achieved	Exceeded
Language & Literacy	90%	49%	94%	55%	88%	57%
Numeracy	91%	48%	88%	44%	91%	48%
Science	89%	52%	83%	29%	94%	55%
Core Subjects	90%	49%	90%	43%	91%	54%
PSD	87%	38%	94%	46%	94%	68%
ICT	88%	41%	85%	44%	81%	44%
Foundation subjects	88%	39%	90%	45%	90%	56%
All Subjects	89%	42%	90%	44%	91%	55%

Chart 1 displays the analysis of the PIVAT progress of achievement for for pupils within the 2014/15 academic year. This demonstrates the outstanding achievements of the Hearing Impaired (HI) and Autistic Spectrum Disorder (ASD) cohorts in all curriculum areas.

These figures indicate that overall 91% of pupils achieved or surpassed expectations compared with the 90% in the previous year demonstrating a 1 percentage point increase in progress within all curriculum areas.

The total percentage of pupils that have exceeded their original targets is 55% which demonstrates an increase by 10 percentage points from year 2013/14.

Computing

In 2014/15 81% (46) of pupils achieved their original targets. This shows a decrease of 6 percentage points from the previous year. A significant investment in Computing will address this issue in this academic year.

