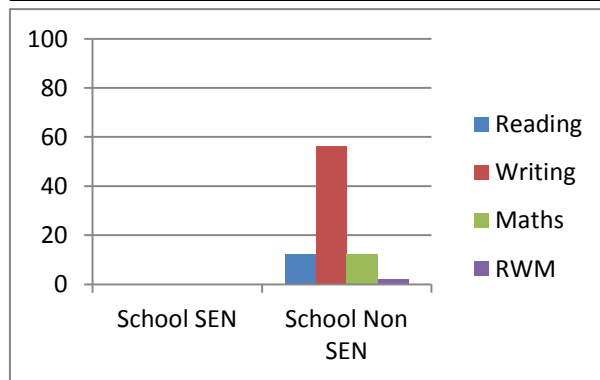
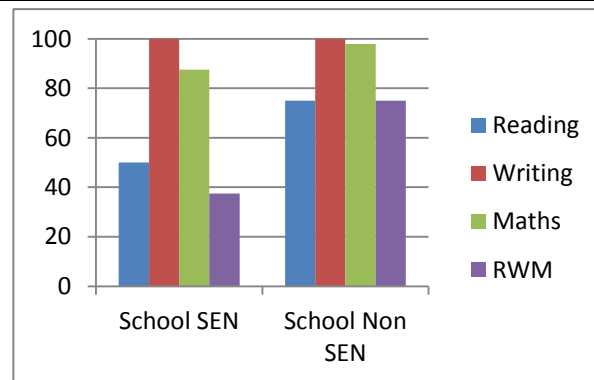


No SEN pupils: 8
No. Non SEN pupils: 48

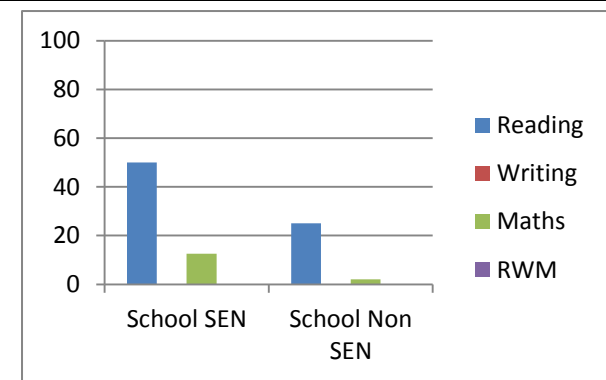
2016	Reading		Writing		Maths		Reading, Writing and Maths	
% working at a greater depth within the expected standard	School SEN	0	School SEN	0	School SEN	0	School SEN	0
	School Non SEN	12.5	School Non SEN	56.3	School Non SEN	12.5	School Non SEN	2.1
	School SEN gap	12.5	School SEN gap	56.3	School SEN gap	12.5	School SEN gap	2.1
	LA SEN	3.9	LA SEN	2.2	LA SEN	3.3	LA SEN	0.8
	LA Non SEN	21.7	LA Non SEN	32.8	LA Non SEN	20.7	LA Non SEN	8.2
	LA SEN gap	17.8	LA SEN gap	30.6	LA SEN gap	17.4	LA SEN gap	7.4
% working at the expected standard	School SEN	50	School SEN	100	School SEN	87.5	School SEN	37.5
	School Non SEN	75	School Non SEN	100	School Non SEN	97.9	School Non SEN	75
	School SEN gap	25	School SEN gap	0	School SEN gap	10.4	School SEN gap	37.5
	LA SEN	34.4	LA SEN	38	LA SEN	41.9	LA SEN	17.1
	LA Non SEN	77.3	LA Non SEN	94.7	LA Non SEN	84.8	LA Non SEN	69.5
	LA SEN gap	42.9	LA SEN gap	56.7	LA SEN gap	42.9	LA SEN gap	52.4
% working towards the expected standard	School SEN	50	School SEN	0	School SEN	12.5	School SEN	0
	School Non SEN	25	School Non SEN	0	School Non SEN	2.1	School Non SEN	0
	School SEN gap	25	School SEN gap	0	School SEN gap	10.4	School SEN gap	0
	LA SEN	53.2	LA SEN	62	LA SEN	45.5	LA SEN	28.7
	LA Non SEN	22.4	LA Non SEN	5.2	LA Non SEN	15	LA Non SEN	2.4
	LA SEN gap	30.8	LA SEN gap	56.8	LA SEN gap	30.5	LA SEN gap	26.3



% working at a greater depth within the expected standard



% working at the expected standard



% working towards the expected standard