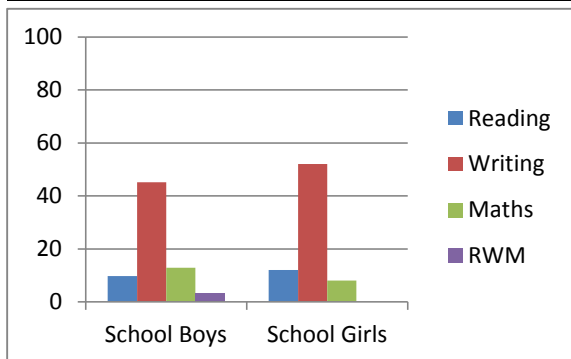
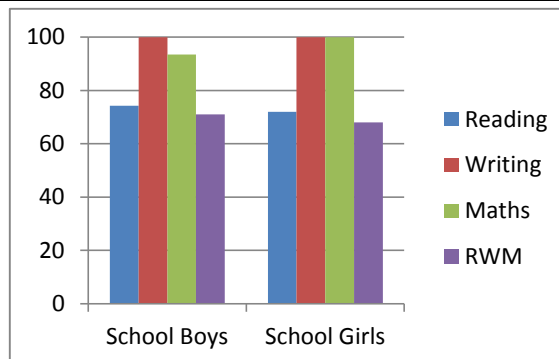


No of boys: 31
No. of girls: 25

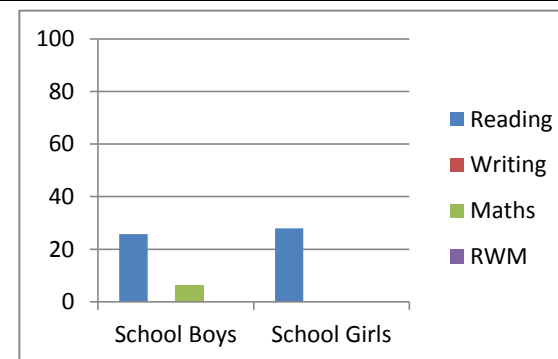
2016	Reading		Writing		Maths		Reading, Writing and Maths	
% working at a greater depth within the expected standard	School Boys	9.7	School Boys	45.2	School Boys	12.9	School Boys	3.2
	School Girls	12	School Girls	52	School Girls	8	School Girls	0
	School gender gap	2.3	School gender gap	6.8	School gender gap	4.9	School gender gap	3.2
	LA Boys	14.7	LA Boys	18.6	LA Boys	18.6	LA Boys	6.4
	LA Girls	20.3	LA Girls	14.6	LA Girls	14.6	LA Girls	6.6
	LA gender gap	5.6	LA gender gap	4	LA gender gap	4	LA gender gap	0.2
% working at the expected standard	School Boys	74.2	School Boys	100	School Boys	93.5	School Boys	71
	School Girls	72	School Girls	100	School Girls	100	School Girls	68
	School gender gap	2.2	School gender gap	0	School gender gap	6.5	School gender gap	3
	LA Boys	64.3	LA Boys	75.7	LA Boys	75.8	LA Boys	53.6
	LA Girls	70.1	LA Girls	87.1	LA Girls	73.5	LA Girls	60.7
	LA gender gap	5.8	LA gender gap	11.4	LA gender gap	2.3	LA gender gap	7.1
% working towards the expected standard	School Boys	25.8	School Boys	0	School Boys	6.5	School Boys	0
	School Girls	28	School Girls	0	School Girls	0	School Girls	0
	School gender gap	2.2	School gender gap	0	School gender gap	6.5	School gender gap	0
	LA Boys	31.9	LA Boys	24.3	LA Boys	20.3	LA Boys	10
	LA Girls	27.4	LA Girls	12.8	LA Girls	24.1	LA Girls	7.2
	LA gender gap	4.5	LA gender gap	11.5	LA gender gap	3.8	LA gender gap	2.8



% working at a greater depth within the expected standard



% working at the expected standard



% working towards the expected standard