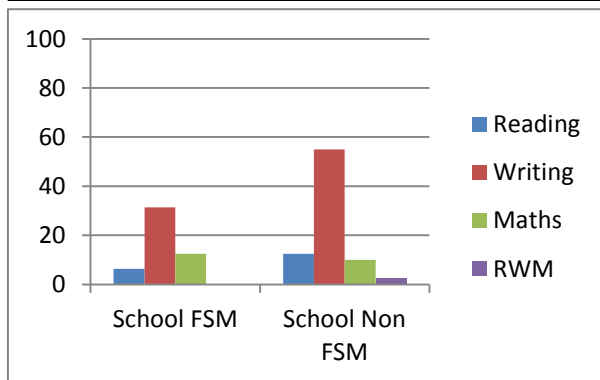
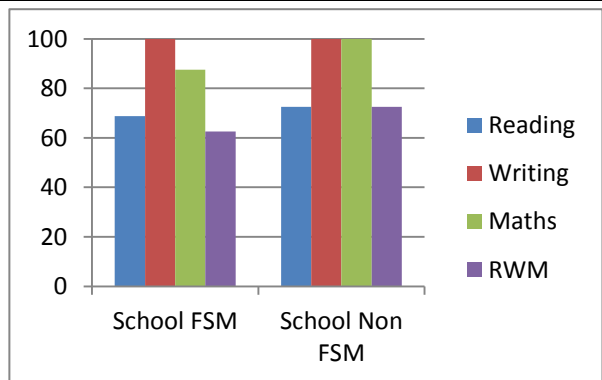


No FSM pupils: 16  
No. Non FSM pupils: 40

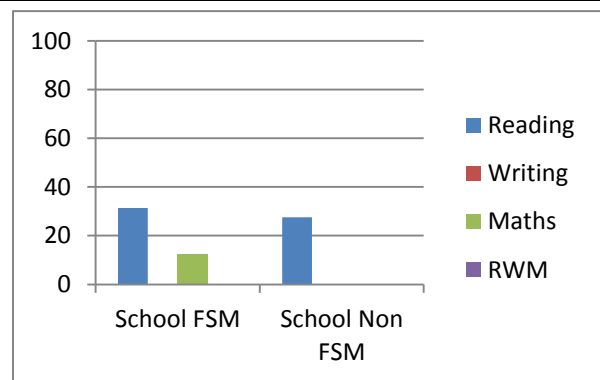
2016	Reading		Writing		Maths		Reading, Writing and Maths	
% working at a greater depth within the expected standard	School FSM	6.3	School FSM	31.3	School FSM	12.5	School FSM	0
	School Non FSM	12.5	School Non FSM	55	School Non FSM	10	School Non FSM	2.5
	School FSM gap	6.2	School FSM gap	23.7	School FSM gap	2.5	School FSM gap	2.5
	LA FSM	8.1	LA FSM	16.9	LA FSM	7.5	LA FSM	2.4
	LA Non FSM	20	LA Non FSM	28	LA Non FSM	19.1	LA Non FSM	7.6
	LA FSM gap	11.9	LA FSM gap	11.1	LA FSM gap	11.6	LA FSM gap	5.2
% working at the expected standard	School FSM	68.8	School FSM	100	School FSM	87.5	School FSM	62.5
	School Non FSM	72.5	School Non FSM	100	School Non FSM	100	School Non FSM	72.5
	School FSM gap	3.7	School FSM gap	0	School FSM gap	12.5	School FSM gap	10
	LA FSM	51.8	LA FSM	68.9	LA FSM	63.6	LA FSM	41.6
	LA Non FSM	71.4	LA Non FSM	84.8	LA Non FSM	77.7	LA Non FSM	61.4
	LA FSM gap	19.6	LA FSM gap	15.9	LA FSM gap	14.1	LA FSM gap	19.8
% working towards the expected standard	School FSM	31.3	School FSM	0	School FSM	12.5	School FSM	0
	School Non FSM	27.5	School Non FSM	0	School Non FSM	0	School Non FSM	0
	School FSM gap	3.8	School FSM gap	0	School FSM gap	12.5	School FSM gap	0
	LA FSM	42.5	LA FSM	30.8	LA FSM	30.7	LA FSM	15.4
	LA Non FSM	26.2	LA Non FSM	15.2	LA Non FSM	19.8	LA Non FSM	6.7
	LA FSM gap	16.3	LA FSM gap	15.6	LA FSM gap	10.9	LA FSM gap	8.7



% working at a greater depth within the expected standard



% working at the expected standard



% working towards the expected standard