



## ENGLISH

### Apps:

- PIXL lit app. Students have had their log ins, these can be reset by teachers or by me.



### Resources:

- Resources can be found on Google Drive. There are PPTs with information, practice papers, key terminology sheets, key quote banks and 'how to answer question...' PPTs as well as copies of the A3 revision sheets.
- Revision guides are available from finance office or on the school website for £2.75 each. There are 3-4 literature ones (depending on the class students are in) and 1 language one available.

Best websites: BBC bitesize <https://www.bbc.com/education>, Sparknotes <http://www.sparknotes.com/> and Mr. Bruff on youtube <https://www.youtube.com/user/mrbruff> (students will need to subscribe to unlock all of the videos)

### Revision tips for literature:

- 1) Make a detailed timeline for each text. Add in characters, key quotes and themes next to each event.
- 2) Make a flashcard for each poem. Include plot, themes, context and 3 annotated quotes
- 3) Plan an answer to exam questions (found on Google Drive). Write the first paragraph of each and check it against the criteria (also on Google Drive or in assessment folders). Remember that you can have the second part of the answers for paper 1 planned and learned in advance (i.e. the wider text bit for each character).

### Revision tips for language:

- 1) Make flashcards for key terminology (the full toolkit is on Google Drive). Learn this and practice finding it in real texts - newspapers, websites, fiction books and extracts
- 2) Make a flashcard for each of the reading questions. What do you need to do for each question? What sentence stems are needed?

- 3) Practice answering the questions. Use the practice papers on Google Drive and mark your work using the criteria. Refer to model answers (also on google drive) to help yourself to improve your answers.

I have also attached a PPT with instructions for revision.



## mrbruff - YouTube

[www.youtube.com](http://www.youtube.com)

I am an English teacher making videos on GCSE and A' Level English Language and Literature. Over 18 million views: join the fun! Buy my bargain revision guid...



## SparkNotes: Today's Most Popular Study Guides

[www.sparknotes.com](http://www.sparknotes.com)

Shakespeare's plays summed up in relatable headlines . We're just going to go ahead and say that these are probably the greatest things you've ever seen.

---

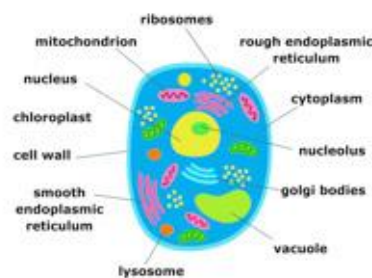
## BBC Bitesize - Home

[www.bbc.com](http://www.bbc.com)

Learning resources for adults, children, parents and teachers: find videos and audio clips by level, subject and topic.

---

# SCIENCE



1. Kerboodle
2. CGP Combined Revision Guide Foundation  
CGP Combined Revision Guide Higher  
CGP Biology, Chemistry, Physics Revisions Guide (All separate Books)  
CGP Exam Practice Book Higher  
CGP Exam Practice Book Foundation
3. BBC Bitesize, My GCSE (Paid), Youtube.com, Grade Gorilla.
4.
  - i) Use the glossaries of keywords you have been given
  - ii) Make revision cards - keyword one side, definition on the other, or put info on sections of a topic one side, practice questions on the other.
  - iii) Spend 30 minutes going over your notes THE EVENING YOU HAD THE LESSON.



# HISTORY / PB / GEOGRAPHY

	HISTORY	PB	GEOGRAPHY
<b>List of any software /Apps that students must use for revision e.g. Pixl Maths App</b>	*Kahoot for testing memory *BBC bitesize only covers Elizabeth	*Kahoot for testing memory	Kahoot . BBC Bitesize – GCSE Geography AQA the 9-1 spec.
<b>List of revision materials they must have e.g Physics revision guide and workbook</b>	*Edexcel 9-1 I have done a department order go to the Finance Office *List of questions from all topics: one to be answered each week	New Grade 9-1 GCSE Religious Studies: AQA A Revision Guide, available to purchase through the PB department or online.	Exam question booklet for all extended questions of 4 marks plus. Guided revision schedules. CGP resources. Pearson resources.

	<b>HISTORY</b>	<b>PB</b>	<b>GEOGRAPHY</b>
	*follow the step by step revision timetable given to you		Hodder resources.
<b>3 'best' websites to use e.g Corbett Maths</b>	*You Tube *History.com – search by topic ie Civil Rights *History on the net- search by topic	*You Tube	You Tube clips offer instant revision reminders. Cool Geography.
<b>3 top tips for revision</b>	*draw timelines of the overview of the topic *flip cards to revise individuals and events *watch You Tube Clips of the event/topic	*Create mindmaps summarising topics. *Complete tables comparing Christian and Jewish opinions of key issues.	Identify gaps by reviewing your self-assessment topic sheets. Mind maps and revision cards. Attend revision sessions and test each other to find out your strengths and weaknesses.

## **mfl**

1. Memorise app for topic-based vocabulary revision & practice
2. GCSE Vocabulary guide (issued to all students FOC)  
Translation & Grammar Book (issued to all students FOC)  
GCSE Revision Guide (available from NP for £2.49 - most have already purchased one)
3. Best websites:  
GCSE Bitesize  
YouTube for accessing authentic materials  
[www.pearsonschools.co.uk/mflrevisionaudio](http://www.pearsonschools.co.uk/mflrevisionaudio) to access listening material for use in conjunction with Revision Guide
4. Revise "regularly and often" - 15-30 minutes every day
  - Ensure key verbs are known in the PRESENT, PRETERITE, IMPERFECT, FUTURE and CONDITIONAL tenses - you must know the "I" form above all else.
  - Develop a list to be learned by heart of key phrases, verbs, connectives, opinions, reasons etc that can be applied to ANY topic.

# Child Development

## Apps or Software

Mindomo – really useful free app which can be used at school or at home. Part of the google drive, you can use Mindomo to make mind maps to help with visual revision.

## 3 best websites

WJEC Website with past papers and course information

<http://www.wjec.co.uk/qualifications/home-economics/home-economics-child-development.html>

Useful revision resource with key words and model exam answers

<http://www.stantonbury.org.uk/wp/wp-content/uploads/Child-Development-Revision-Guide-Year-11.pdf>

Clear and easy to use power point. Ignore the adolescence and adult slides as they are not relevant.

<https://www.slideshare.net/kirsty231/unit-3-revision-powerpoint>

## Revision materials

Folders with topics 1- 6. Past papers with answer booklets.

Green revision booklets

Green reading list – key terms booklets

Blue work booklets

Text book loan available

## 3 Top tips

1. The exam will cover everything we have done in Units 1 2 and 3. The shorter answer questions tend to be from food and nutrition and illnesses and antenatal care – revise these sections to sharpen up ability to answer short low mark questions.
2. Little and often, we have worked on coursework for a long time now and haven't revisited Unit 1 for a while. Take your folder home over the holiday and have a read through it to remind you of the 6 topics we covered in Unit 1.
3. Use your key words booklet and make sure that not only do you know the meaning of the key words but also that you can spell them. There are a lot of complex words - for example amniocentesis, epidural, gastroenteritis to name a few!

# Business Studies

## Apps or software

Mindomo – really useful free app which can be used at school or at home. Part of the google drive, you can use Mindomo to make mind maps to help with visual revision.

## 3 best websites

GCSE Bitesize Business Studies

<https://www.bbc.co.uk/education/subjects/zpsvr82>

Tutor to you Business Studies

<https://www.tutor2u.net/business>

Edexcel Past papers and support documents

<https://qualifications.pearson.com/en/qualifications/edexcel-gcses/business-2009.html>

## Revision materials

Past papers – with answers including next steps for specific revision topics.

Green CGP revision guides

White CGP work booklets to accompany guides

Key word booklets for Unit 1 and Unit 3

## Top tips

1. Use the keywords booklets for unit 1 and unit 3. You should know the meanings but more importantly how to spell them. Test yourself.
2. Familiarise yourself with your calculator. Look at past papers and work through any finance questions you find. Especially ones with BEP (break-even point)
3. Look at the blue sticker next steps on your practise papers, actually use these to identify specific weak areas and target these areas in your revision strategies.

# Computer Science

## 3 best websites

- exa MOOC - <https://courses.exa.foundation/> - check over your old quizzes and see what you did well / need to look at again. Resources link to other sites, videos etc. explain course topics.

- BBC Bitesize – Computer Science  
<https://www.bbc.co.uk/education/subjects/z34k7ty>
- <http://www.mrfraser.org/> - requires sign up but has resources and quizzes for most of the course content

### Revision materials

- Blue Computer Science CGP revision guides
- Materials shared on Google Drive
- Exa MOOC as above

### 3 Top tips

1. Little and often, work through the revision guide to make sure you recognise, use and explain the key terms – don't just read it, summarise in a few words and then try the practise questions at the end of the topic.
2. Use the course checklist to focus your work on areas you are less confident with.
3. As long as your pseudocode is 'understandable', exact syntax is not important – but make sure your practise understanding the examples in the pseudocode the exam board will use

## Art

Key things to work on

**AO1: Develop ideas through investigations, demonstrating critical understanding of sources.**



- Make a careful copy of a work of art that links to your theme; show your skills with at least 2 art media, **OR** make 2 copies of works of art, each using a different art media. Add notes to these pages to describe these key pictures and the ideas behind the artist's work and how it links to your work.

**AO2: Refine work by exploring ideas, selecting and experimenting with appropriate media, materials, techniques and processes.**

- Select key images and explore how they can be shown with different media. Here you can work from real life, from your collected research, or from your own photos; aim to develop and show off skills using line, tone colour and texture.

**AO3: Record ideas, observations and insights relevant to intentions as work progresses.**

- Take a selection of photos thinking about the subject, angle and composition (arrangement).
- Make a collection of your very best drawings, paintings or 3D models to show you

can work directly from real life. Show at least 2 different ways of using art media to show-off your skills.

Key websites

<http://www.tate.org.uk/>

<https://www.nationalgallery.org.uk/>

<https://www.studentartguide.com/>

<http://www.juliastubbs.co.uk/exemplar-material/gcse-exemplar-material-1.html>

## Drama

All revision guides for the written exam will be given after half term so will be able to work from them directly for Drama.



Revision Tip - Know the characters make character revision cards or role on the walls. Think as the director not a performer. Ensure you complete each mock question homework and always use information from the play to justify your answers.

## GCSE PE

### Revision materials

- Revision Guide – now available!!! £3 from the PE office.
- Paper 1 and Paper 2 content booklet
- Key words list – also a list in back of revision guides
- PLC documents
- “How to answer Long answer Questions” sheet

### Top Tips

- Use Key Word sheet to understand terms
- Use your PLC and course content booklets to fill the gaps and focus on red.
- Many questions in Paper 1 often focus on Fitness Testing, Training Methods, SPORT and FITT. Know this part of the course inside and out and how they all relate to each other.

### When answering long answer questions:

- Double Check the sheet – how to answer long answer questions
- Understand what the Command verb is asking you to do.
- Identify the key term and start off by explaining it.

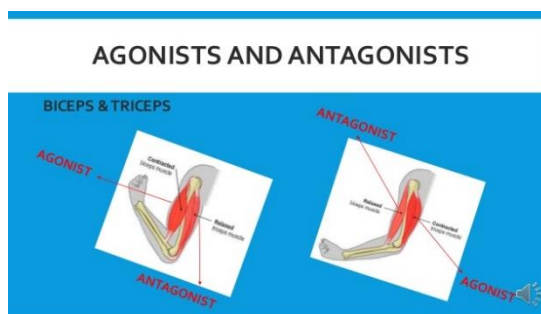
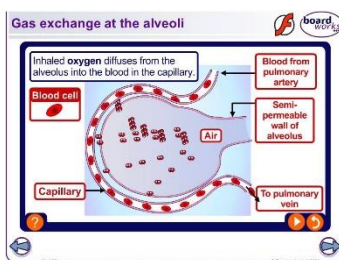


When answering questions on Use of Data you will need to know what the following mean:

- Quantitative
- Qualitative
- Objective
- Subjective
- Reliable
- Valid

**Websites**

- GCSE bitesize for generic revision.
- Use [www.brianmac.com](http://www.brianmac.com) and [www.topendsports.com](http://www.topendsports.com) to help with revision on Fitness aspects.



### Participation in Sport

Women have historically battled many stereotypical views that have affected their participation in sports, such as:

Women lack the strength or endurance to do the same activities as men.	Women who are competitive are not feminine.
Too much physical activity limits a woman's ability to give birth.	A woman's role is to be a mother, carer and manager of the home.
Women who train hard and develop muscle have their sexual orientation questioned.	

This news story about Caster Semenya demonstrates a recent example of stereotypical views facing some female athletes: <https://www.youtube.com/watch?v=gZ8-6tJ-1pE>

GCSE PE: Engagement and Participation - Created by R. Coullas

