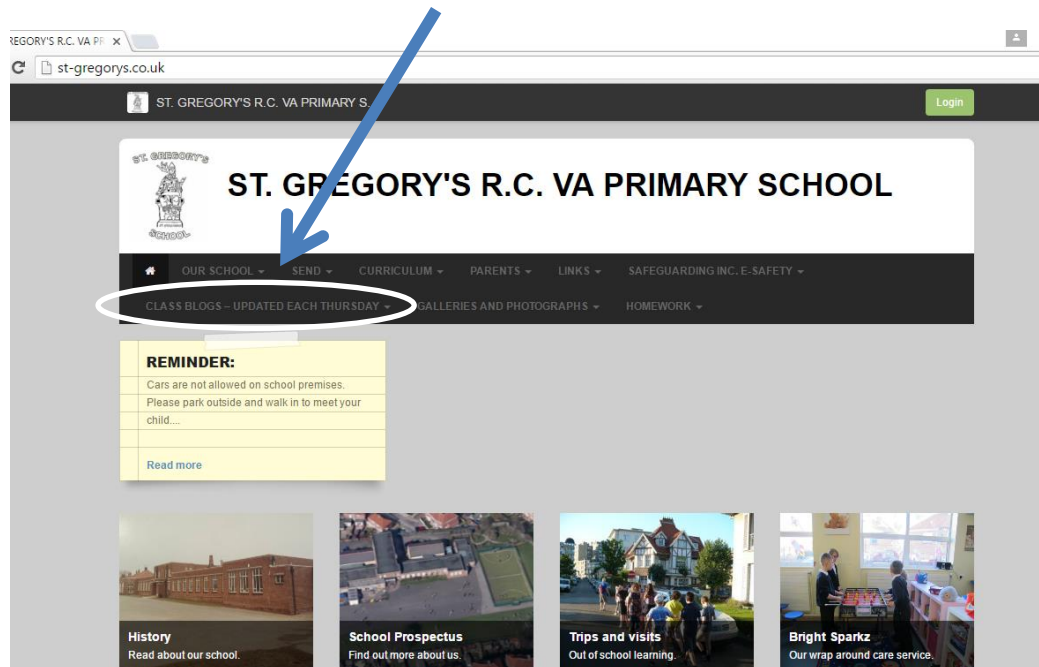


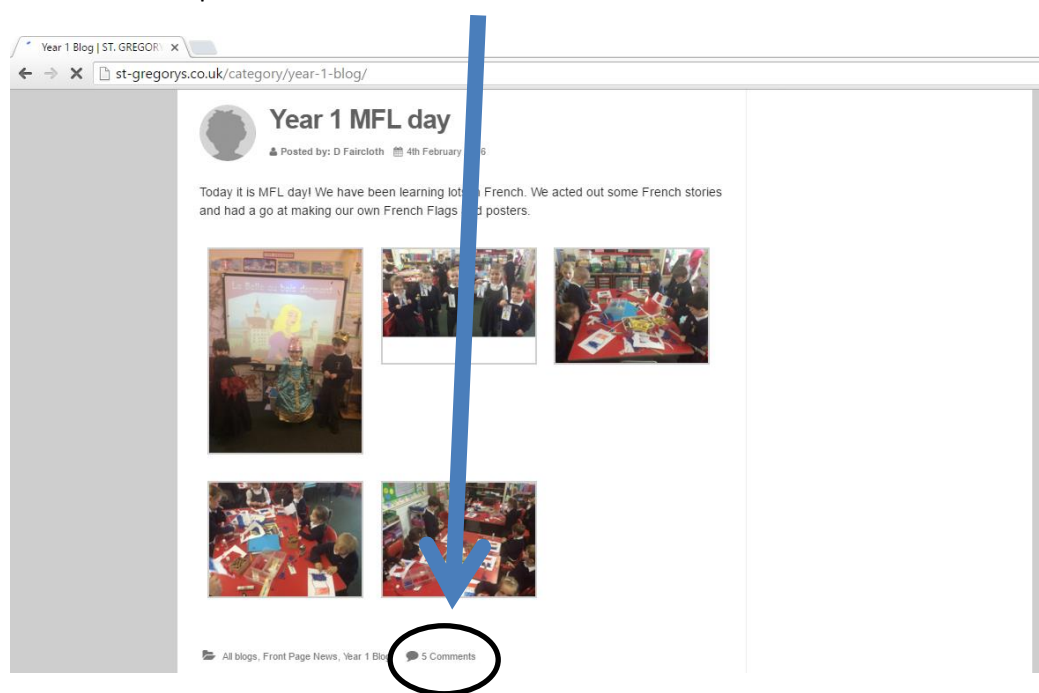
Dear Parents and Guardians,

We are trying to get as many people reading updates and commenting on our school blog articles as possible and we need your help!

Our blog is accessed from the main menu on our website <http://st-gregorys.co.uk>

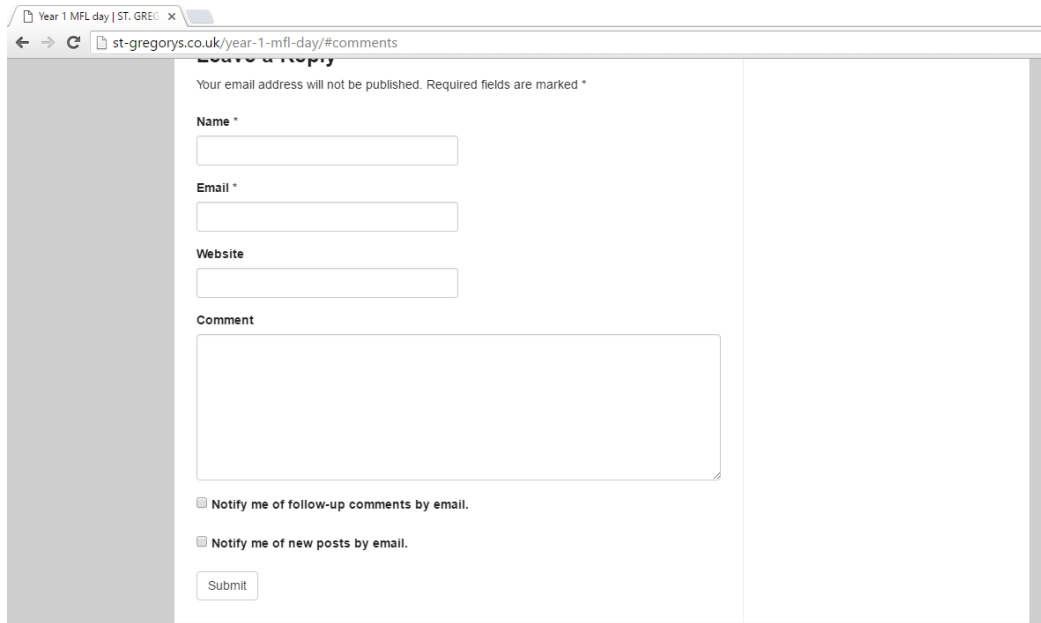


From here you can choose to access all of our blogs or pick out a specific class to look at their updates. After you have read an update and would like to leave a reply please scroll down to the bottom of the update to find the 'Comments' button and click it.



Once you have clicked the 'Comments' button you will be able to leave your reply. Just put your information in the boxes (boxes with * are for essential information) and click submit!

Note: You do not need to fill in the 'Website' box. You must fill in the 'Email' box; you may use your email address if you would like to be notified of any replies to your comment. However, you **do not** have to use a real email address – stgregorys@email.com will work.



The screenshot shows a web browser window with the address bar displaying "st-gregorys.co.uk/year-1-mfl-day/#comments". The page content includes a "Leave a Reply" section with the following elements:

- A notice: "Your email address will not be published. Required fields are marked *"
- A "Name *" field with a text input box.
- An "Email *" field with a text input box.
- A "Website" field with a text input box.
- A "Comment" field with a large text area.
- Two checkboxes: "Notify me of follow-up comments by email." and "Notify me of new posts by email."
- A "Submit" button.

All comments on the blogs are moderated so they will not appear instantly. Once your comment has been approved by the website administrators it will appear on the blog you have replied to.

We hope you enjoy reading our articles and updates, please let us know what you think of them!

Thank you!

Mr Faircloth, Mrs Blackwood and all of the Blog Club!